Photograph Log

RJA Wreckage Exam Photographs

1974 Cessna 172M

S/N: 17262816 N13520

New Washington, IN; D/A: 06-20-20

Report #: ASI-20-BK

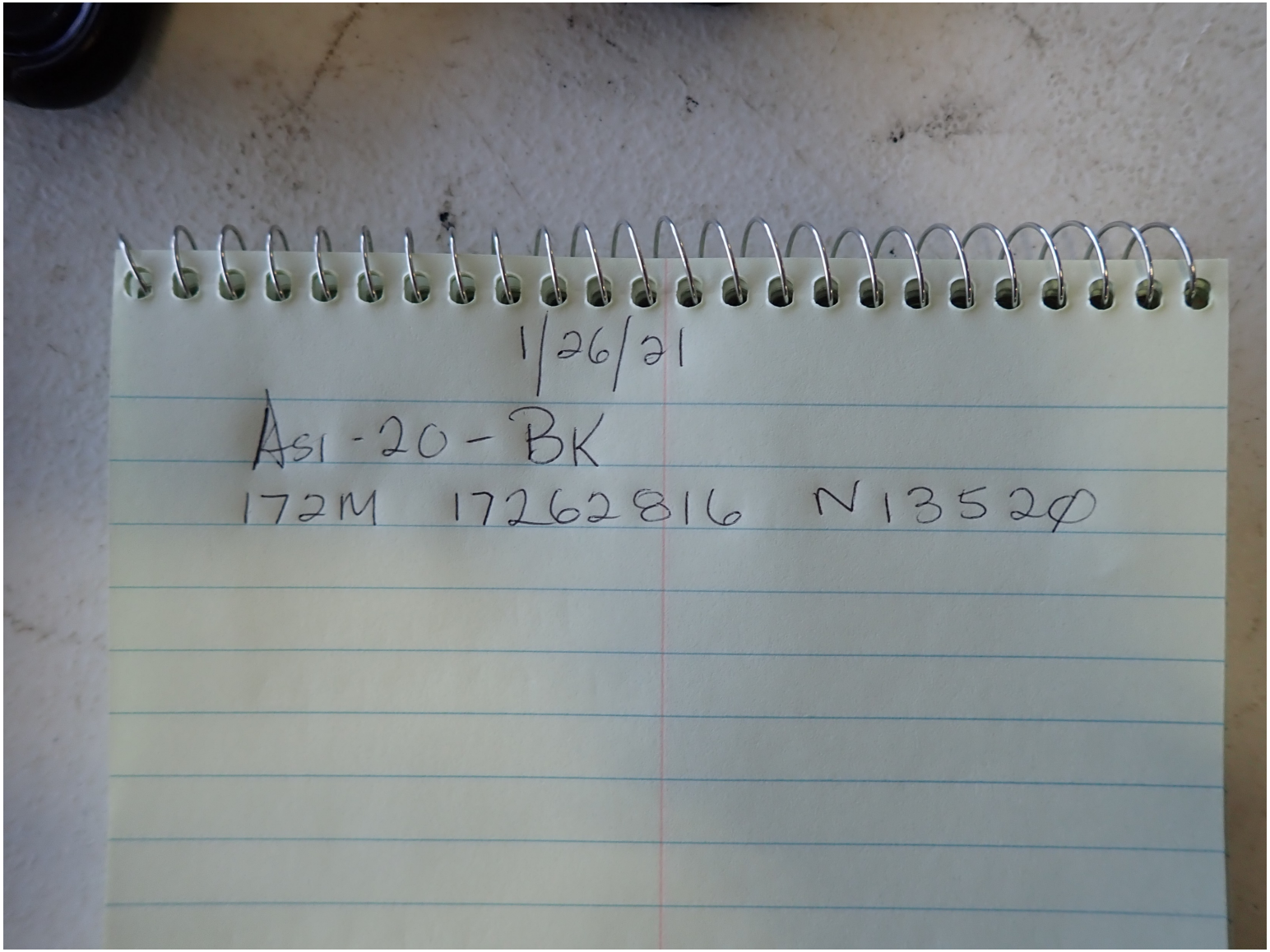

ASI-20-BK Wreckage Review 001



ASI-20-BK Wreckage Review 002
Wreckage overview



ASI-20-BK Wreckage Review 003
Wreckage overview



ASI-20-BK Wreckage Review 004
Wreckage overview



ASI-20-BK Wreckage Review 005
Wreckage overview



ASI-20-BK Wreckage Review 006
Empennage



ASI-20-BK Wreckage Review 007
Empennage



ASI-20-BK Wreckage Review 008
Wreckage overview



ASI-20-BK Wreckage Review 009
Wreckage overview



ASI-20-BK Wreckage Review 010
Engine



ASI-20-BK Wreckage Review 011
Engine



ASI-20-BK Wreckage Review 012
Engine



ASI-20-BK Wreckage Review 013
Engine data tag

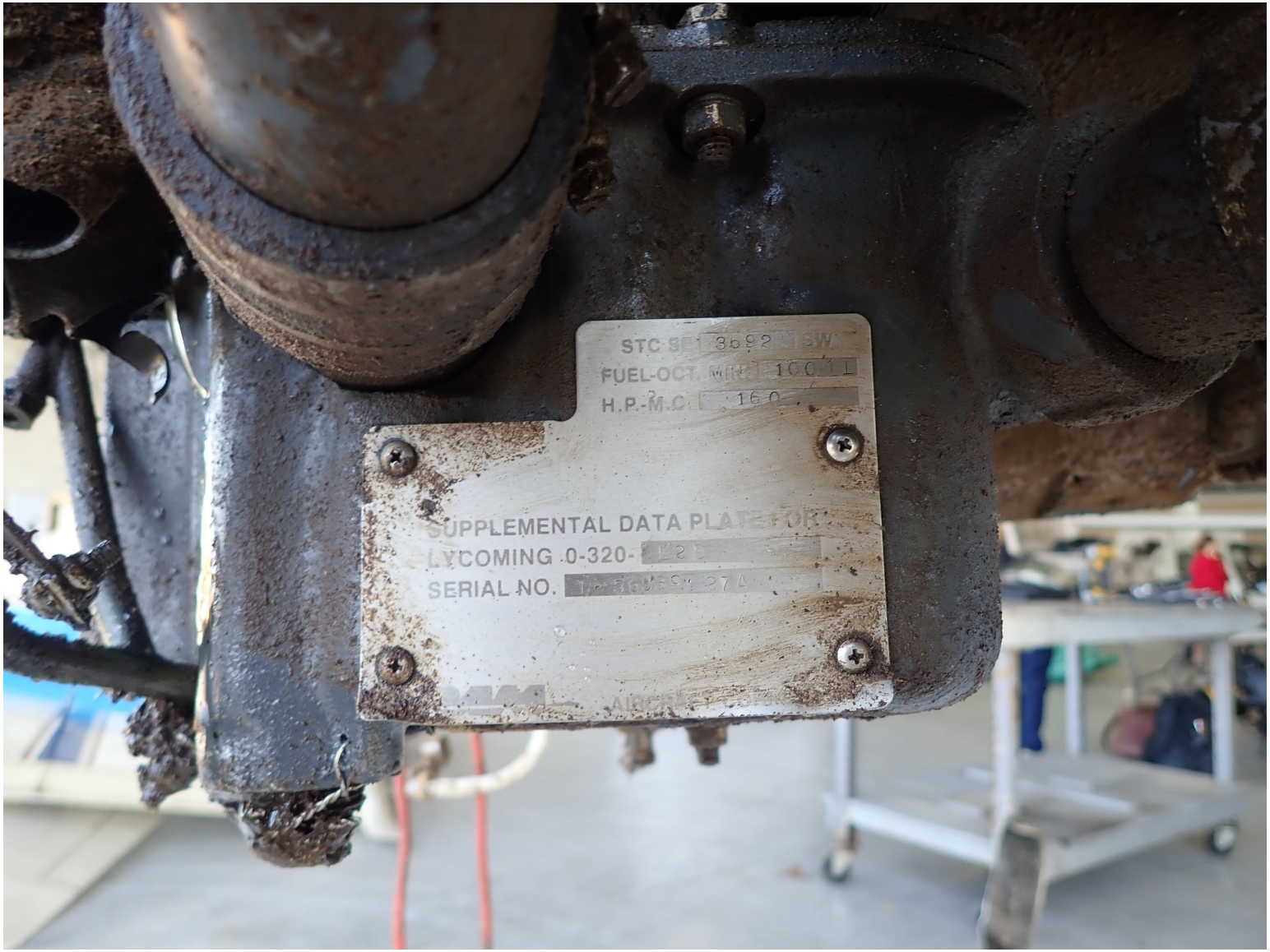

ASI-20-BK Wreckage Review 014
Engine data tag



ASI-20-BK Wreckage Review 015
Engine



ASI-20-BK Wreckage Review 016
Engine



ASI-20-BK Wreckage Review 017
Propeller



ASI-20-BK Wreckage Review 018
Right wing



ASI-20-BK Wreckage Review 019
Right wing



ASI-20-BK Wreckage Review 020
Right wing



ASI-20-BK Wreckage Review 021
Right wing



ASI-20-BK Wreckage Review 022
Right wing



ASI-20-BK Wreckage Review 023
Right wing



ASI-20-BK Wreckage Review 024
Left wing



ASI-20-BK Wreckage Review 025
Left wing



ASI-20-BK Wreckage Review 026
Left wing



ASI-20-BK Wreckage Review 027
Left wing



ASI-20-BK Wreckage Review 028
Flap actuator



ASI-20-BK Wreckage Review 029
Right aileron bellcrank



ASI-20-BK Wreckage Review 030
Right aileron bellcrank



ASI-20-BK Wreckage Review 031
Right aileron bellcrank



ASI-20-BK Wreckage Review 032
Right aileron attach



ASI-20-BK Wreckage Review 033
Flap control cable



ASI-20-BK Wreckage Review 034
Flap control cable



ASI-20-BK Wreckage Review 035
Aileron control cable



ASI-20-BK Wreckage Review 036
Aileron control cable



ASI-20-BK Wreckage Review 037
Seat belt



ASI-20-BK Wreckage Review 038
Seat belt



ASI-20-BK Wreckage Review 039
Seat belt



ASI-20-BK Wreckage Review 040
Right wing



ASI-20-BK Wreckage Review 041
Right wing



ASI-20-BK Wreckage Review 042
Cabin top



ASI-20-BK Wreckage Review 043
Flap actuator



ASI-20-BK Wreckage Review 044
Flap actuator



ASI-20-BK Wreckage Review 045
Flap actuator



ASI-20-BK Wreckage Review 046
Flap actuator



ASI-20-BK Wreckage Review 047
Left wing



ASI-20-BK Wreckage Review 048
Left wing



ASI-20-BK Wreckage Review 049
Left wing



ASI-20-BK Wreckage Review 050
Left wing



ASI-20-BK Wreckage Review 051
Left aileron bellcrank



ASI-20-BK Wreckage Review 052
Left aileron bellcrank



ASI-20-BK Wreckage Review 053
Left aileron push/pull rod



ASI-20-BK Wreckage Review 054
Aileron control cable



ASI-20-BK Wreckage Review 055
Aileron control cable



ASI-20-BK Wreckage Review 056
Stall horn



ASI-20-BK Wreckage Review 057
Stall horn



ASI-20-BK Wreckage Review 058
Empennage



ASI-20-BK Wreckage Review 059
Rudder control cable



ASI-20-BK Wreckage Review 060
Elevator attach



ASI-20-BK Wreckage Review 061
Elevator trim actuator



ASI-20-BK Wreckage Review 062
Elevator trim chain



ASI-20-BK Wreckage Review 063
Empennage



ASI-20-BK Wreckage Review 064
Empennage



ASI-20-BK Wreckage Review 065
Empennage



ASI-20-BK Wreckage Review 066
Elevator trim measurement



ASI-20-BK Wreckage Review 067
Elevator trim measurement



ASI-20-BK Wreckage Review 068
Control cable



ASI-20-BK Wreckage Review 069
Control cable



ASI-20-BK Wreckage Review 070
Control cable



ASI-20-BK Wreckage Review 071
Inside tail



ASI-20-BK Wreckage Review 072
Inside tail



ASI-20-BK Wreckage Review 073
Inside tail



ASI-20-BK Wreckage Review 074
Control cable



ASI-20-BK Wreckage Review 075
Control cable



ASI-20-BK Wreckage Review 076
Elevator and rudder control cable



ASI-20-BK Wreckage Review 077
Seat tracks



ASI-20-BK Wreckage Review 078
Seat tracks



ASI-20-BK Wreckage Review 079
Elevator bellcrank



ASI-20-BK Wreckage Review 080
Elevator bellcrank



ASI-20-BK Wreckage Review 081
Elevator bellcrank



ASI-20-BK Wreckage Review 082
Seat belt webbing



ASI-20-BK Wreckage Review 083
Control cable



ASI-20-BK Wreckage Review 084
Control cable



ASI-20-BK Wreckage Review 085
Control cable



ASI-20-BK Wreckage Review 086
Throttle and mixture



ASI-20-BK Wreckage Review 087
Throttle and mixture controls



ASI-20-BK Wreckage Review 088
Throttle and mixture controls



ASI-20-BK Wreckage Review 089
Firewall

ASI-20-BK Wreckage Review 090
Aircraft data tag

ASI-20-BK Wreckage Review 091
Aircraft data tag



ASI-20-BK Wreckage Review 092
Seat tracks



ASI-20-BK Wreckage Review 093
Seat belts



ASI-20-BK Wreckage Review 094
Stabilizer cut



ASI-20-BK Wreckage Review 095
Empennage rudder damage



ASI-20-BK Wreckage Review 096
Control column

ASI-20-BK Wreckage Review 097
Control column



ASI-20-BK Wreckage Review 098
Control column elevator push/pull rod



ASI-20-BK Wreckage Review 099
Rudder pedals



ASI-20-BK Wreckage Review 100
Rudder pedals



ASI-20-BK Wreckage Review 101
Altimeter



ASI-20-BK Wreckage Review 102
Altimeter



ASI-20-BK Wreckage Review 103
Altimeter



ASI-20-BK Wreckage Review 104
Vertical speed indicator



ASI-20-BK Wreckage Review 105
Vertical speed indicator



ASI-20-BK Wreckage Review 106
Airspeed indicator



ASI-20-BK Wreckage Review 107
Hopps meter

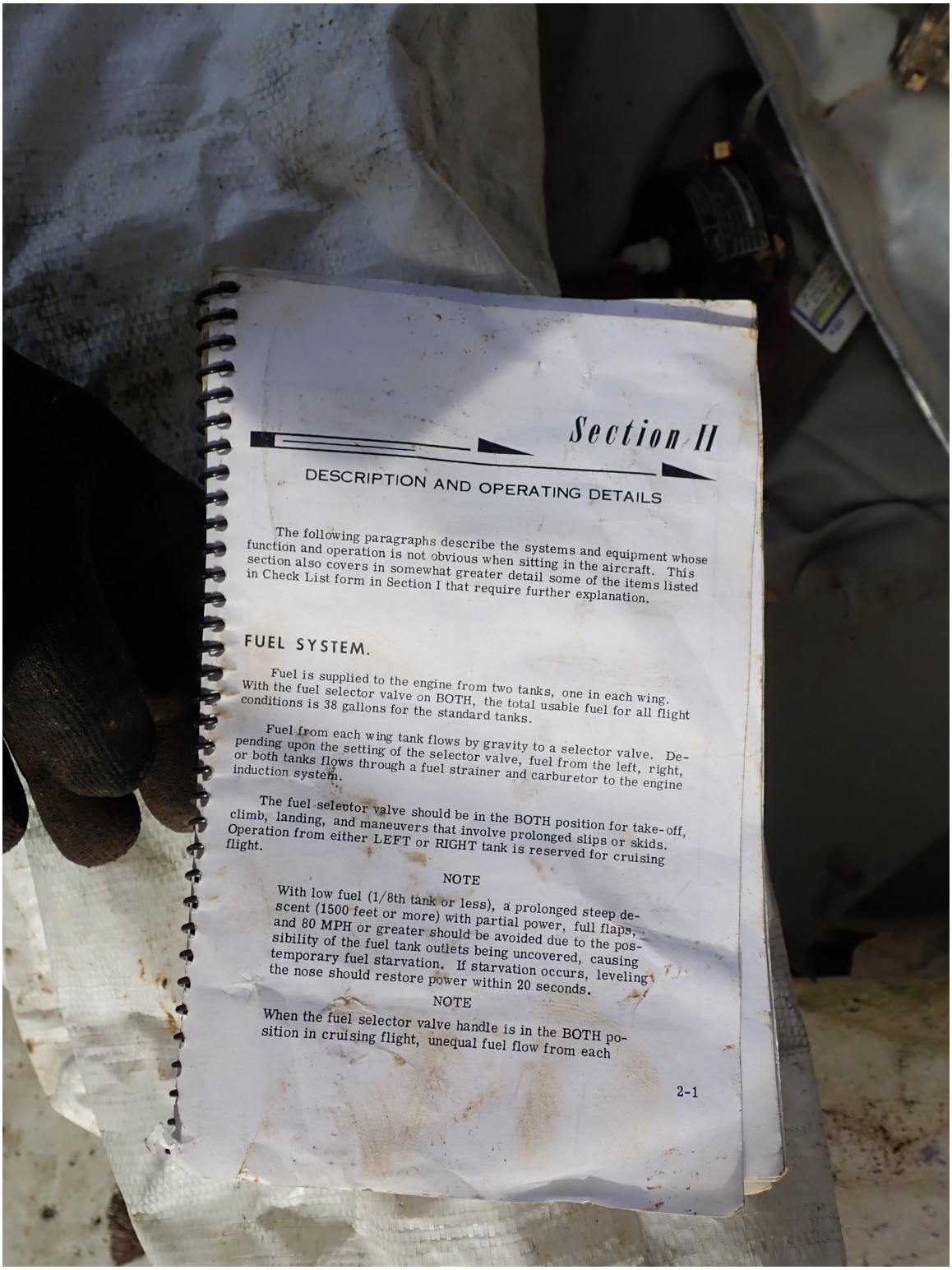

Section II

DESCRIPTION AND OPERATING DETAILS

The following paragraphs describe the systems and equipment whose function and operation is not obvious when sitting in the aircraft. This section also covers in somewhat greater detail some of the items listed in Check List form in Section I that require further explanation.

FUEL SYSTEM.

Fuel is supplied to the engine from two tanks, one in each wing. With the fuel selector valve on BOTH, the total usable fuel for all flight conditions is 38 gallons for the standard tanks.

Fuel from each wing tank flows by gravity to a selector valve. Depending upon the setting of the selector valve, fuel from the left, right, or both tanks flows through a fuel strainer and carburetor to the engine induction system.

The fuel selector valve should be in the BOTH position for take-off, climb, landing, and maneuvers that involve prolonged slips or skids. Operation from either LEFT or RIGHT tank is reserved for cruising flight.

NOTE

With low fuel (1/8th tank or less), a prolonged steep descent (1500 feet or more) with partial power, full flaps, and 80 MPH or greater should be avoided due to the possibility of the fuel tank outlets being uncovered, causing temporary fuel starvation. If starvation occurs, leveling the nose should restore power within 20 seconds.

NOTE

When the fuel selector valve handle is in the BOTH position in cruising flight, unequal fuel flow from each

ASI-20-BK Wreckage Review 108
POH



ASI-20-BK Wreckage Review 109
Master switch



ASI-20-BK Wreckage Review 110
Master switch



ASI-20-BK Wreckage Review 111
Control lock



ASI-20-BK Wreckage Review 112
ELT



ASI-20-BK Wreckage Review 113
ELT

ASI-20-BK Wreckage Review 114
Seat base



ASI-20-BK Wreckage Review 115
Seat base

ASI-20-BK Wreckage Review 116
Seat base



ASI-20-BK Wreckage Review 117
Seat



ASI-20-BK Wreckage Review 118
Seat



ASI-20-BK Wreckage Review 119
Seat



ASI-20-BK Wreckage Review 120
Fuel selector valve



ASI-20-BK Wreckage Review 121
Fuel selector handle



ASI-20-BK Wreckage Review 122
Fuel selector handle



ASI-20-BK Wreckage Review 123
Fuel selector assembly



ASI-20-BK Wreckage Review 124
Propeller



ASI-20-BK Wreckage Review 125
Propeller



ASI-20-BK Wreckage Review 126
Propeller



ASI-20-BK Wreckage Review 127
Propeller



ASI-20-BK Wreckage Review 128
Propeller



ASI-20-BK Wreckage Review 129
Propeller